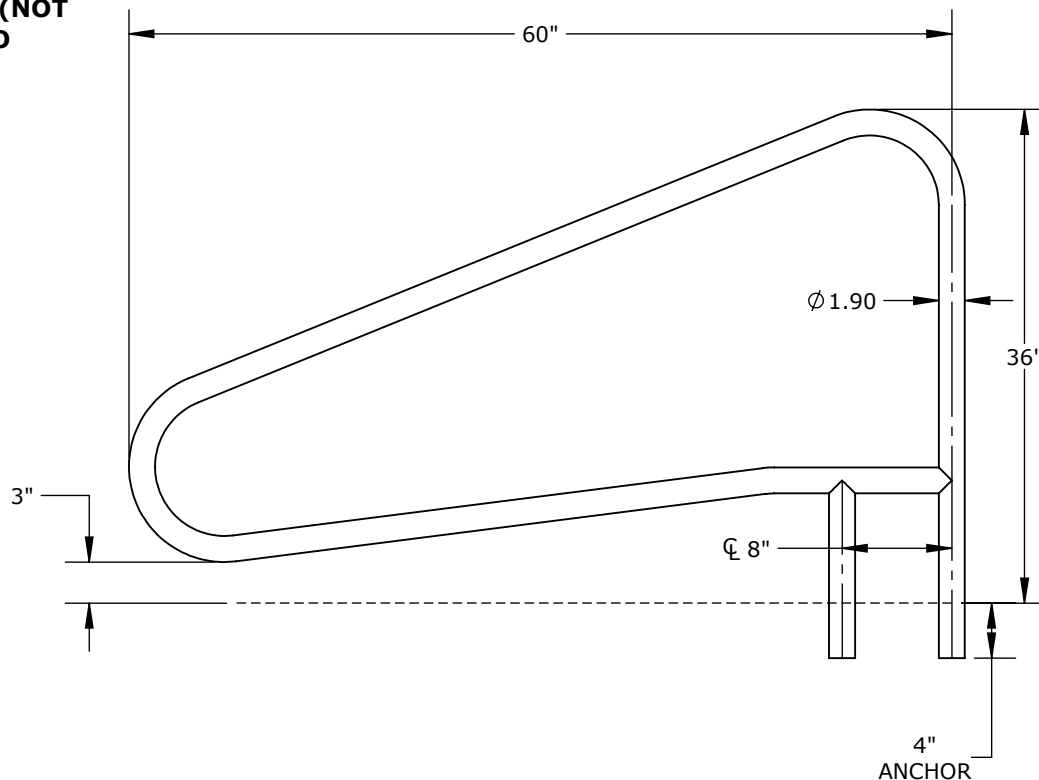





THE AQUA CREEK PRODUCTS LONG REACH DECK MOUNTED RAIL IS DESIGNED TO EXTEND OVER THE POOL WHILE BEING SECURELY MOUNTED TO THE DECK. THE RAIL MEASURES 34" TO 36" ABOVE THE FINISHED SURFACE.

THE AQUA CREEK PRODUCTS DECK MOUNTED RAILS SHALL BE FABRICATED FROM 1.90" O.D. X .065" WALL THICKNESS 304L STAINLESS STEEL. EACH RAIL SHALL BE POLISHED TO A NEAR #7 FINISH OR 600 GRIT FOR ENHANCED CORROSION RESISTANCE AND APPEARANCE.

EACH RAIL SHALL HAVE THREE WRINKLE-FREE BENDS TO ENSURE SMOOTH CONTOURS AND STRUCTURAL INTEGRITY.

THE AQUA CREEK PRODUCTS DECK MOUNTED RAILS SHALL BE INSTALLED USING TWO (2) 4" BRONZE WEDGE ANCHORS - PART# INV01925 (NOT INCLUDED). OPTIONAL STAINLESS STEEL ESCUTCHEONS ARE ALSO AVAILABLE - PART# INV03705 (NOT INCLUDED).



TRUPRO - DECK MOUNTED LONG REACH RAIL - 60.00" X 1.90 OD X .065 WALL 304LSS

CATALOG NO. TDM-LR60-141

PART NO. INV03748



9889 GARRYMORE LANE
MISSOULA, MT 59808
(406) 549-0769
FAX (406) 549-2602
www.AquaCreek.com

PROPRIETARY AND CONFIDENTIAL INFORMATION

THIS DRAWING AND ALL INFORMATION CONTAINED HEREIN IS THE SOLE PROPERTY OF AQUA CREEK PRODUCTS LLC. ANY REPRODUCTION IN PART OR AS A WHOLE WITHOUT WRITTEN PERMISSION FROM AQUA CREEK IS PROHIBITED.

*SPECIFICATIONS ARE SUBJECT TO CHANGE WITHOUT NOTICE

DIMENSIONS ARE IN INCHES
UNLESS OTHERWISE SHOWN
FRACTIONAL: $\pm 1/4$
ANGULAR: $\pm 1^\circ$
TWO PLACE DECIMAL: $\pm .01$
THREE PLACE DECIMAL: .. $\pm .005$

MATERIAL: 1.90"x.065" 304 POLISHED S.S. RND. TUBE
FINISH: NEAR #7 FINISH OR 600 GRIT
APPROX. WEIGHT: 19.18 LBS.

SCALE
1:14
SHEET
1

TRUPRO - DECK MOUNTED LONG REACH RAIL - 60.00" X 1.90 OD X .065 WALL 304LSS - INV03748

MODEL
1
REVISION